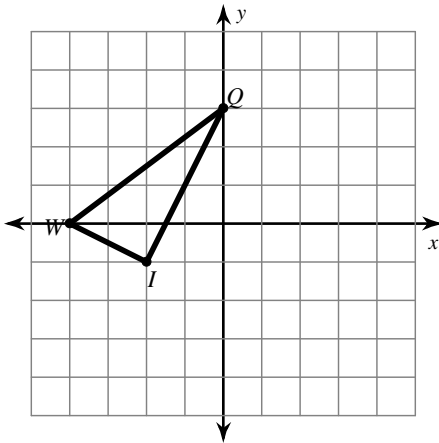


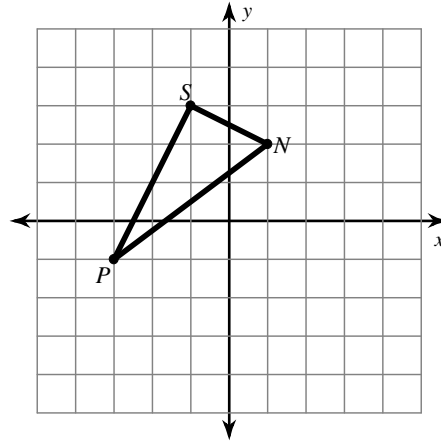
Name: \_\_\_\_\_

For 1 - 6, graph the image of the figure using the transformation given. Then label the vertices, write down the Pre-Image coordinates and the Image coordinates. Don't forget your "parentheses and commas" .. ( , )

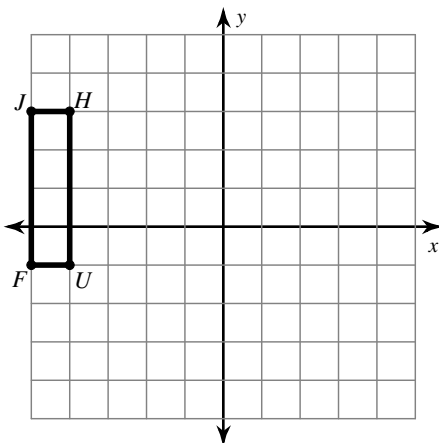
1) rotation  $90^\circ$  counterclockwise about the origin



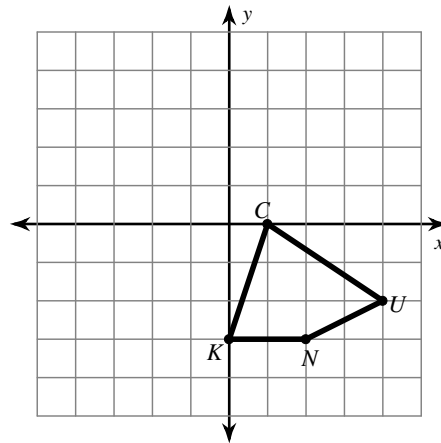
2) rotation  $180^\circ$  about the origin



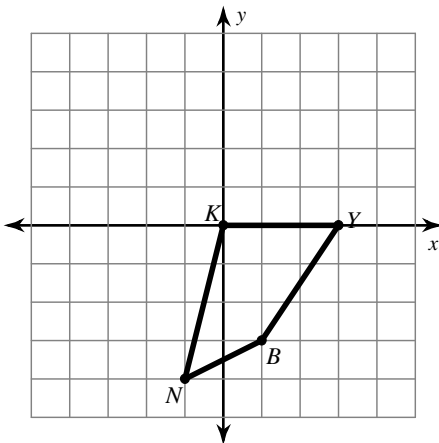
3) rotation  $90^\circ$  counterclockwise about the origin



4) rotation  $180^\circ$  about the origin



5) rotation  $180^\circ$  about the origin



6) rotation  $180^\circ$  about the origin

