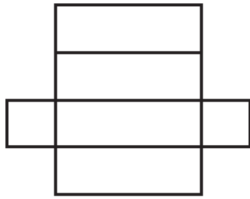


Practice 10-4

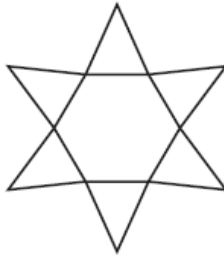
Space Figures

Name the space figure you can form from each net.

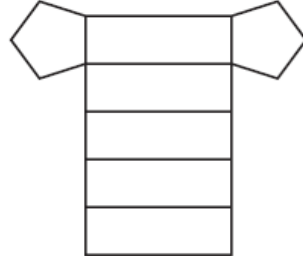
1.



2.

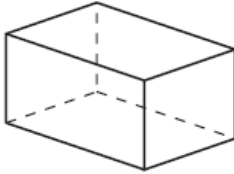


3.

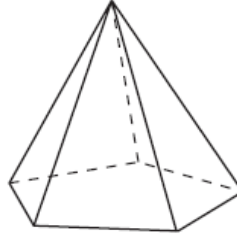


For each figure, describe the base(s) and name the figure.

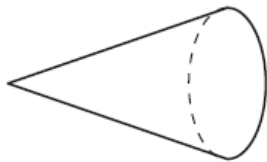
4.



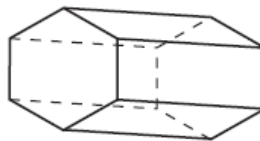
5.



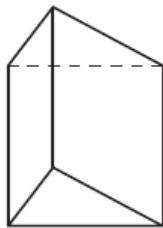
6.



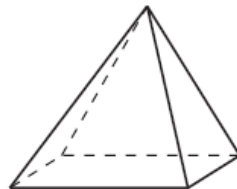
7.



8.



9.



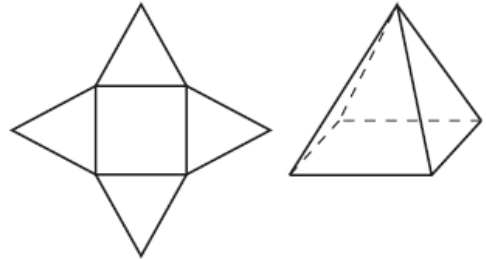
All rights reserved.

© Pearson Education, Inc., publishing as Pearson Prentice Hall.

Reteaching 10-4


Name the space figure you can form from the net.

The net has a square and four triangles. So, the square must be the base. A pyramid has triangular sides and only one base. So, the net is for a triangular pyramid. You might try to picture what the figure looks like when it is cut out and folded. See the space figure at the right.



Name the space figure you can form from each net. Start by naming the polygons in the net.

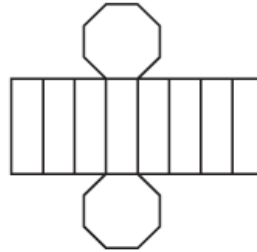
1.



polygons: _____

space figure: _____

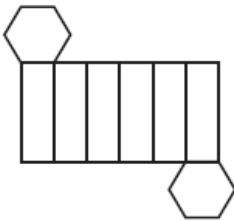
2.



polygons: _____

space figure: _____

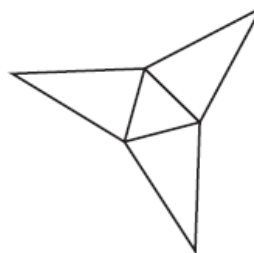
3.



polygons: _____

space figure: _____

4.



polygons: _____

space figure: _____