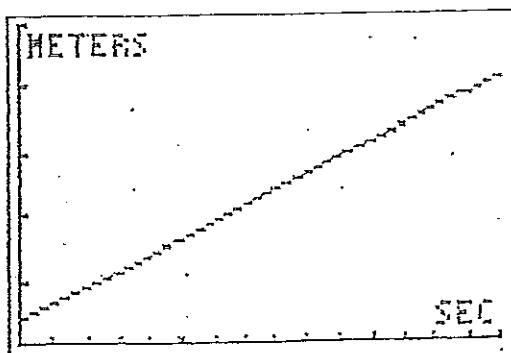


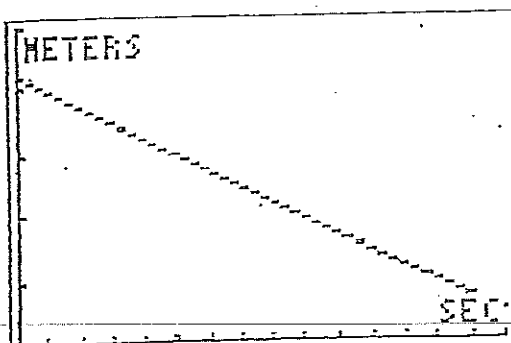
### CBR LAB: WALKING THE GRAPH

Walk in such a way to create each of the graphs shown. Under "Description of Walk" describe what you had to do in order to create the graph. Time will appear on x-axis, and the distance will appear on y-axis.

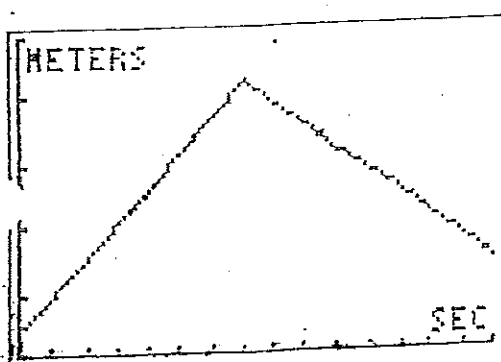
Description of Walk



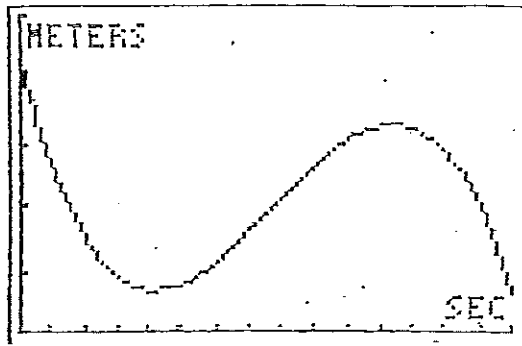
Description of Walk



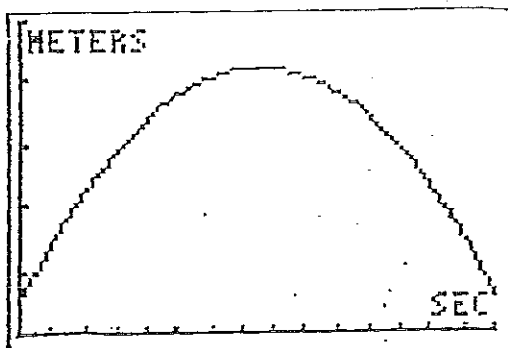
Description of Walk



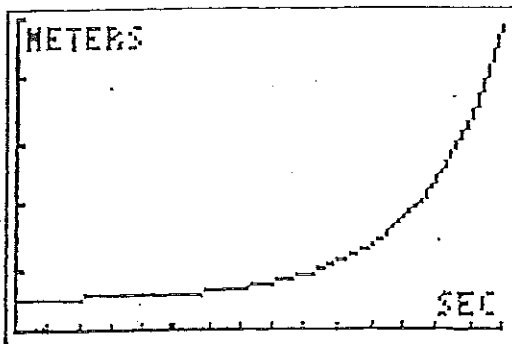
Description of Walk



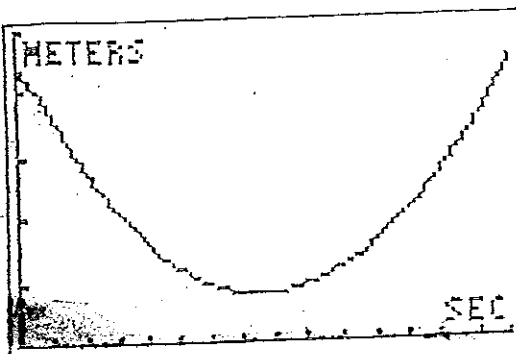
Description of Walk



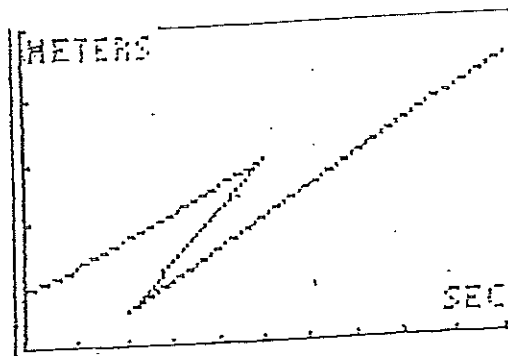
Description of Walk



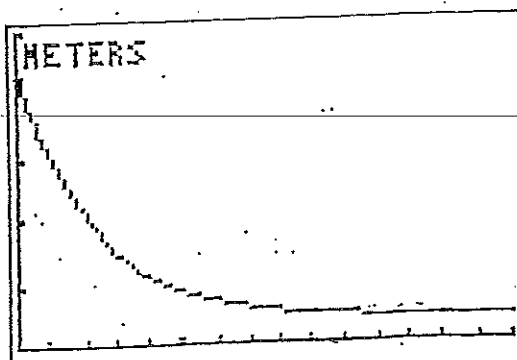
Description of Walk



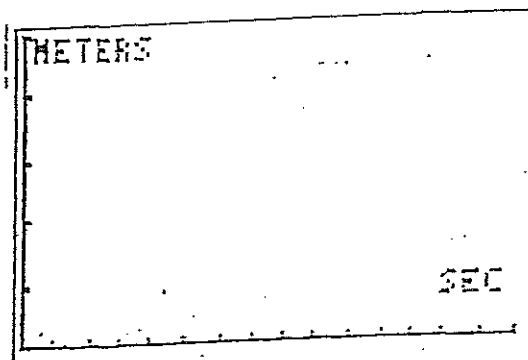
Description of Walk



Description of Walk



Description of Walk



↑ Fill in your first initial and try to walk it!

## Follow up Questions

1. Which of the above graphs are functions?
2. What variable is a function of what? (what variable depends on the other)
3. What are the possible inputs for the graphs? Can they be negative? What are the minimum and maximum values that the domain can be?
4. What are the possible outputs? Can they be negative? What are the minimum and maximum values that the range can be?
5. Are there any letters that are impossible to make? Which ones? If there are, why are they impossible to make?
6. Is it possible for time to be function of distance? Why or why not? Draw a picture if necessary
7. What happens to the slope (steepness) of the line when you...
  - walk fast?
  - Walk slow?
  - Stop?
  - Reverse directions?
  - Walk towards the wall?
  - Walk away from the wall?